



Mrs. Whitman's Weekly Newsletter

May 11th-14th , 2020

This week our targets are:

Reading: journal - Monday- Thursday

1 paragraph (4-6 sentences)- describing your day, what are you doing, how are things different in your life and in others around you- remember to read over your work and check for errors!

Phonics: sentence fluency, word sort, silent consonants

Math: review of all third grade standards (2 pages)

Science: Watch a video on brainpop jr. and take the test

(The brainpop jr. user and password was provided on group me app)

Computer time: 10-15 minutes (mon & tues) on istation **reading**

Computer time: 10-15 minutes (wed& thurs) on istation **math**

You can contact me by email at ewhitman@tatumschools.org or on the group me app!

How do I turn my child's work in?

*email it to me

*text picture to me (group me has a place where you can send individualized messages)

Sentence Fluency:

Combining Words to Form a Series

Choppy Sentences	Combined Nouns to Make a Series
He needs rope for climbing. He also needs gloves for climbing. He needs boots for climbing.	He needs rope, gloves, and boots for climbing.

Choppy Sentences	Combined Predicates to Make a Series
He wrestles. He scuba dives. He rides a bike.	He wrestles, scuba dives, and rides a bike.

Activity: Combine each group of sentences by forming a series of nouns, verbs, or phrases. Write the new sentence on the lines. Add commas where necessary.

- Erik climbs walls. He climbs mountains. He also climbs hills.

- Jose wants to share his success with his parents. He wants to share it with his friends. He wants to share his success with his neighbors.

- Anika never gave up. She never complained. She never made excuses.

- Fong practiced in the morning. He practiced at night. He practiced on the weekend. _____

Word Sort

The Power of Magnets

Spelling: Words with
Double Consonants

Write each Basic Word next to the correct heading.

Spelling Words

Basic

1. jelly
2. bottom
3. pillow
4. happen
5. butter
6. lesson
7. cherry
8. sudden
9. arrow
10. dollar
11. hello
12. rabbit
13. letter
14. button

Challenge

stubborn
mirror

Words with three letters in both syllables	_____	_____
	_____	_____
	_____	_____
	_____	_____
	_____	_____
	_____	_____
	_____	_____
Words with two letters in one of the two syllables	_____	_____
	_____	_____
	_____	_____
Words with four letters in both syllables	_____	_____
	_____	_____

Challenge: Add the Challenge Words to your Word Sort.

Lesson 1.14 Silent Consonants

Read each sentence below. Then, read the pair of words that follow. On the line, write the word that best completes each sentence.

1. Amelia loves to read and hopes to be a _____ when she grows up. (writer, wrapper)
2. _____ the dough until it feels soft and stretchy. (Knit, Knead)
3. José's brother is on the _____ team. (wrestling, wrinkle)
4. I love the _____ of cinnamon and apples in the air when we bake a pie. (scent, science)
5. Carter _____ what time the bus will come. (kneel, knows)
6. Bakari's aunt is a _____ who works with dangerous materials. (scientist, scissors)
7. Grandma _____ me two sweaters for my birthday. (knew, knit)
8. The students in Ms. Hopple's class made autumn _____ out of dried leaves and branches. (wreaths, wrecks)

Read each meaning below. Choose a word from the box that matches the meaning. Write the word on the line.

knock	scent	wrong	wrap	scissors	knight
-------	-------	-------	------	----------	--------

1. _____ not correct; the opposite of *right*
2. _____ a smell
3. _____ a soldier from long ago who fought wearing heavy armor
4. _____ two blades that are used for cutting; they come in pairs
5. _____ to cover a gift with colorful paper

Lesson 1.15 More Silent Consonants


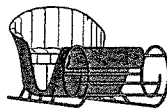

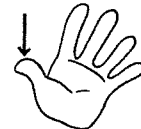


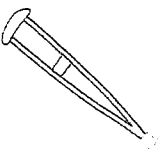

When two or three consonants appear together, one letter is sometimes silent.

- The letters **mb** can make the /m/ sound you hear in *thumb* and *limb*. The **b** is silent.
- The letters **tch** can make the /ch/ sound you hear in *hatch* and *pitch*. The **t** is silent.

In some pairs, both letters are silent.


- The letters **gh** can be silent in the middle or end of a word, as in *light* and *weigh*.

Look at each picture. The letters beside the picture are scrambled. Unscramble them to form a word that matches the picture. Write the word on the line. Hint: Each word contains **mb**, **tch**, or **gh**.

tcaheth
_____hesgli
_____cprtihe
_____laghftlshi
_____hesrtct
_____umthb
_____sthopcoch
_____lbam
_____ihngt
_____bmoc
_____curcth
_____gstolipht

May 11-14

1. Find the area.




Area = _____

2. Find the perimeter.




P = _____

3. Find the missing side. Area = 66



4. Find the area. hint: 4 steps



5. Complete the pattern.

22, 25, 28, —, —, 37

Did you add or subtract?
What number?

6. Complete the pattern.

100, 80, —, —, 20

Did you add or subtract?
What number?

7. $32/8$

$27/9$

$12/4$

$56/8$

8. Complete fact family using 12, 8, 96

9. Draw an array for 5×9

10. A farmer plants 4 rows of corn with 9 plants in each row. How many plants total did the farmer plant? _____

What operation did you use to solve?

11. $1,000 - 154 =$

12. $1,000 + 645 =$

Write 10, 11, 12's 3x each